



# Community Unit School District #205

..... *Helping Students Achieve Their Dreams* .....

District Website: [www.galesburg205.org](http://www.galesburg205.org)

Lincoln Education Center: 932 Harrison Street, P.O. Box 1206, Galesburg, IL. 61402-1206  
Phone: (309) 973-2000 Fax: (309) 343-7757

---

June 11, 2019

To Whom It May Concern:

This is to certify that the Resolution Establishing Prevailing Wages (Certificate of Compliance) for 2019-2020 for Community Unit School District #205, Knox and Warren Counties, Illinois was approved per attached at the regular meeting of the Board of Education held on June 10, 2019.

I, Alison Boone, Recording Secretary do hereby certify that the attached is a true and correct copy of the Resolution adopted by Community Unit School District #205 Board of Education on June 10, 2019.

Sincerely,

Alison Boone

Recording Secretary, Board of Education

RESOLUTION  
ESTABLISHING PREVAILING WAGES  
(Certificate of Compliance)

WHEREAS, The State of Illinois has enacted "An Act regulating wages of laborers, mechanics, and other workers employed in any public works by the State, county, city or any public body or any political subdivision or by anyone under contract for public works," approved June 26, 1941, codified as amended, 820 ILCS 130/1 et seq. (1993), formerly Ill. Rev. Stat., Ch. 48, par. 39s-1 et seq. and

WHEREAS, the aforesaid Act requires that the Community Unit School District #205 of the Knox-Warren Counties investigate and ascertain the prevailing rate of wages as defined in said Act for laborers, mechanics and other workers in the locality of Knox and Warren Counties employed in performing construction of public works, for said Community Unit School District #205.

NOW THEREFORE, BE IT ORDAINED BY PRESIDENT AND BOARD OF COMMUNITY UNIT SCHOOL DISTRICT #205:

SECTION 1: To the extent and as required by "An Act regulating wages of laborers, mechanics and other workers employed in any public works by State, county, city or any public body or any political subdivision or by anyone under contract for public works," approved June 26, 1941, as amended, the general prevailing rate of wages in this locality for laborers, mechanics, and other workers engaged in construction of public works coming under the jurisdiction of Community Unit School District #205 is hereby ascertained to be the same as the prevailing rate of wages for construction work in Knox and Warren Counties as determined by the Department of Labor of the State of Illinois as of August of 2018 and April of 2019 - a copy of that determination being attached hereto and incorporated herein by reference. As required by said Act, any and all revisions of the prevailing rate of wages by the Department of Labor of the State of Illinois shall supersede the Department's June determination and apply to any and all public works construction undertaken by Community Unit School District #205. The definition of any terms appearing in the Ordinance which are also used in aforesaid Act shall be same as in said Act.

SECTION 2: Nothing herein contained shall be construed to apply said general prevailing rate of wages as herein ascertained to any work or employment except public works construction of Community Unit School District #205 to the extent required by the aforesaid Act.

SECTION 3: Community Unit School District #205 shall publicly post or keep available for inspection by any interested party in the main office of Community Unit School District #205 this determination or any revisions of such prevailing rate of wage. A copy of this determination or of the current revised determination of prevailing rate of wages then in effect shall be attached to all contract specifications.

SECTION 4: Community Unit School District #205 shall mail a copy of this determination to any employer, and to any association of employees who have filed their names and addresses, requesting copies of any determination stating the particular rates and the particular class of workers whose wages will be affected by such rates.


SECTION 5: Community Unit School District #205 shall promptly file a certified copy of this Ordinance with both the Secretary of State Index Division and the Department of Labor of the State of Illinois.

**SECTION 6:** Community Unit School District #205 shall cause to be published in a newspaper of general circulation within the area a copy of this Ordinance, and such publication shall constitute notice that the determination is effective and that this is the determination of this public body.

PASSED THIS 10<sup>th</sup> Day of June, 2019

APPROVED:


  
\_\_\_\_\_  
Dr. John Asplund, Superintendent






Passed: 0  
Approved: 1

ATTEST:

  
\_\_\_\_\_  
Ms. Vickie Banks, Secretary  
Board of Education

  
\_\_\_\_\_  
Ms. Tianna Cervantez, President  
Board of Education

Effective Date	County	Trade Title	Regio n	Type	Base		Foreman		OT M-F	OT Sa	OT Su	Hol	H/W	Pension	Vacation	Training
					Wage	Wage	Wage	Wage								
8/15/2018	Knox	ASBESTOS AII		BLD	30.14	31.14	1.5	1.5	1.5	1.5	2	2	8.92	14.66	0	0.8
8/15/2018	Knox	ASBESTOS AII		HWY	29.69	30.44	1.5	1.5	1.5	1.5	2	2	8.92	14.32	0	0.8
8/15/2018	Knox	ASBESTOS ALL		BLD	22.7	23.7	1.5	1.5	1.5	1.5	2	2	6.7	5.05	0	0.65
8/15/2018	Knox	BOILERMA AII		BLD	40	43	2	2	2	2	2	2	7.07	18.19	0	0.4
8/15/2018	Knox	BRICK MA S AII		BLD	34.1	35.6	1.5	1.5	1.5	1.5	2	2	10.35	11.32	0	0.82
4/5/2019	Knox	CARPENTE AII		BLD	32.46	34.71	1.5	1.5	1.5	1.5	2	2	8.55	18	0	0.54
4/5/2019	Knox	CARPENTE AII		HWY	34.66	36.91	1.5	1.5	1.5	1.5	2	2	8.55	18.6	0	0.52
4/5/2019	Knox	CEMENT N AII		ALL	30.02	30.52	1.5	1.5	1.5	1.5	2	2	6.3	13.95	0	0.6
8/15/2018	Knox	CEMENT N AII		HWY	29.75	31.25	1.5	1.5	1.5	1.5	2	2	31.25	13.95	0	0.6
8/15/2018	Knox	CERAMIC T AII		BLD	31.78	31.78	1.5	1.5	1.5	1.5	2	2	10.35	11.32	0	0.8
8/15/2018	Knox	ELECTRIC F AII		ALL	45.09	56.52	1.5	1.5	1.5	1.5	2	2	7.1	12.62	0	0.45
8/15/2018	Knox	ELECTRIC F AII		ALL	30.81	56.52	1.5	1.5	1.5	1.5	2	2	6.67	8.62	0	0.31
8/15/2018	Knox	ELECTRIC F AII		ALL	50.11	56.52	1.5	1.5	1.5	1.5	2	2	7.25	14.03	0	0.5
8/15/2018	Knox	ELECTRIC F AII		ALL	32.32	56.52	1.5	1.5	1.5	1.5	2	2	6.72	9.05	0	0.32
4/5/2019	Knox	ELECTRIC F AII		BLD	32	34.5	1.5	1.5	1.5	1.5	2	2	7.35	11.73	0	0.8
4/5/2019	Knox	ELECTRON AII		BLD	28.25	30.25	1.5	1.5	1.5	1.5	2	2	7.35	12	0	0.4
8/15/2018	Knox	ELEVATOR AII		BLD	44.78	50.38	2	2	2	2	2	2	15.43	16.61	3.58	0.61
8/15/2018	Knox	GLAZIER AII		BLD	29.21	0	1.5	1.5	1.5	1.5	1.5	1.5	6.94	7.67	0	0.65
4/5/2019	Knox	HT/FROST AII		BLD	30.41	31.61	1.5	1.5	1.5	1.5	2	2	6.35	12.8	0	1.1
8/15/2018	Knox	IRON WOR NW		ALL	30.75	33.21	1.5	1.5	1.5	1.5	2	2	9.79	12.94	1.8	0.69
8/15/2018	Knox	IRON WOR SE		BLD	32.41	34.31	1.5	1.5	1.5	1.5	2	2	10.66	15.47	0	0.54
8/15/2018	Knox	IRON WOR SE		HWY	36.82	38.82	1.5	1.5	1.5	1.5	2	2	10.66	15.47	0	0.64
8/15/2018	Knox	IRON WOR SW		ALL	26.25	28.5	1.5	1.5	1.5	1.5	2	2	8.13	14.37	0	0.6
4/5/2019	Knox	LABORER AII		BLD	29.14	30.14	1.5	1.5	1.5	1.5	2	2	8.92	14.66	0	0.8
8/15/2018	Knox	LABORER AII		HWY	28.69	29.44	1.5	1.5	1.5	1.5	2	2	8.92	14.32	0	0.8
4/5/2019	Knox	LABORER, AII		BLD	29.14	30.14	1.5	1.5	1.5	1.5	2	2	8.92	14.66	0	0.8
4/5/2019	Knox	LABORER, AII		HWY	28.69	29.44	1.5	1.5	1.5	1.5	2	2	8.92	14.32	0	0.8
8/15/2018	Knox	LATHER AII		BLD	32.46	34.71	1.5	1.5	1.5	1.5	2	2	8.55	18	0	0.54
8/15/2018	Knox	MACHINEF SE		HWY	36.82	38.82	1.5	1.5	1.5	1.5	2	2	10.66	15.47	0	0.64
8/15/2018	Knox	MACHINIS AII		BLD	48.38	50.88	1.5	1.5	1.5	1.5	2	2	7.23	8.95	1.85	1.47
8/15/2018	Knox	MARBLE F AII		BLD	31.78	31.78	1.5	1.5	1.5	1.5	2	2	10.35	11.32	0	0.8
8/15/2018	Knox	MARBLE N AII		BLD	34.02	35.27	1.5	1.5	1.5	1.5	2	2	10.35	11.32	0	0.82

8/15/2018	Knox	MILLWRIG All	BLD	32.24	34.49	1.5	1.5	1.5	2	2	2	8.55	18.57	0	0.54
8/15/2018	Knox	MILLWRIG All	HWY	35.01	37.26	1.5	1.5	1.5	2	2	2	8.55	18.8	0	0.52
8/15/2018	Knox	OPERATING All	BLD	40.01	43.01	1.5	1.5	1.5	2	2	2	10	19.73	0	3.3
8/15/2018	Knox	OPERATING All	BLD	37.07	43.01	1.5	1.5	1.5	2	2	2	10	19.73	0	3.3
8/15/2018	Knox	OPERATING All	BLD	32.21	43.01	1.5	1.5	1.5	2	2	2	10	19.73	0	3.3
10/26/2018	Knox	OPERATING All	HWY	40.02	43.02	1.5	1.5	1.5	2	2	2	10	19.73	0	3.3
4/5/2019	Knox	OPERATING All	HWY	37.08	43.02	1.5	1.5	1.5	2	2	2	10	19.73	0	3.3
8/15/2018	Knox	OPERATING All	HWY	32.22	43.02	1.5	1.5	1.5	2	2	2	10	19.73	0	3.3
4/5/2019	Knox	PAINTER All	ALL	28.42	29.67	1.5	1.5	1.5	1.5	2	2	6.05	8.9	0	0.3
8/15/2018	Knox	PAINTER O All	ALL	30.42	32.75	1.5	1.5	1.5	1.5	1.5	2	5.6	7.15	0	0.52
8/15/2018	Knox	PAINTER P All	ALL	28.92	31.25	1.5	1.5	1.5	1.5	1.5	2	5.6	7.15	0	0.52
8/15/2018	Knox	PILEDRIVE All	BLD	33.46	35.71	1.5	1.5	1.5	2	2	2	8.55	18	0	0.54
8/15/2018	Knox	PILEDRIVE All	HWY	34.66	36.91	1.5	1.5	1.5	2	2	2	8.55	18.6	0	0.52
8/15/2018	Knox	PIPEFITTE All	ALL	39.6	43.56	1.5	1.5	1.5	2	2	2	7.05	14.35	0	1.34
8/15/2018	Knox	PLASTEREF All	BLD	29.91	31.16	1.5	1.5	1.5	2	2	2	8.65	17.24	0	0.8
4/5/2019	Knox	PLUMBER All	ALL	39.6	43.56	1.5	1.5	1.5	2	2	2	7.05	14.35	0	1.34
4/5/2019	Knox	ROOFER All	BLD	28.25	29.5	1.5	1.5	1.5	2	2	2	9.44	7.62	0	0.52
4/5/2019	Knox	SHEETMET All	BLD	32.93	35.2	1.5	1.5	1.5	2	2	2	7.14	13.91	0	0.7
8/15/2018	Knox	SIGN HANSE	HWY	36.82	38.82	1.5	1.5	1.5	2	2	2	10.66	15.47	0	0.64
8/15/2018	Knox	SPRINKLER All	BLD	37.12	39.87	1.5	1.5	1.5	2	2	2	8.42	8.5	0	0.35
8/15/2018	Knox	STEEL ERESE	HWY	36.82	38.82	1.5	1.5	1.5	2	2	2	10.66	15.47	0	0.64
8/15/2018	Knox	STONE MA All	BLD	34.1	35.6	1.5	1.5	1.5	2	2	2	10.35	11.32	0	0.82
8/15/2018	Knox	TERRAZZO All	BLD	31.78	31.78	1.5	1.5	1.5	2	2	2	10.35	11.32	0	0.8
8/15/2018	Knox	TERRAZZO All	BLD	34.02	35.27	1.5	1.5	1.5	2	2	2	10.35	11.32	0	0.82
8/15/2018	Knox	TILE MASO All	BLD	34.02	35.27	1.5	1.5	1.5	2	2	2	10.35	11.32	0	0.82
8/15/2018	Knox	TRUCK DRI All	ALL	37.06	41.07	1.5	1.5	1.5	2	2	2	12.65	6.12	0	0.25
4/5/2019	Knox	TRUCK DRI All	ALL	37.6	41.07	1.5	1.5	1.5	2	2	2	12.65	6.12	0	0.25
4/5/2019	Knox	TRUCK DRI All	ALL	37.85	41.07	1.5	1.5	1.5	2	2	2	12.65	6.12	0	0.25
4/5/2019	Knox	TRUCK DRI All	ALL	38.2	41.07	1.5	1.5	1.5	2	2	2	12.65	6.12	0	0.25
8/15/2018	Knox	TRUCK DRI All	ALL	39.21	41.07	1.5	1.5	1.5	2	2	2	12.65	6.12	0	0.25
8/15/2018	Knox	TRUCK DRI All	O&C	29.65	32.86	1.5	1.5	1.5	2	2	2	12.65	6.12	0	0.25
8/15/2018	Knox	TRUCK DRI All	O&C	30.08	32.86	1.5	1.5	1.5	2	2	2	12.65	6.12	0	0.25
8/15/2018	Knox	TRUCK DRI All	O&C	30.28	32.86	1.5	1.5	1.5	2	2	2	12.65	6.12	0	0.25
8/15/2018	Knox	TRUCK DRI All	O&C	30.56	32.86	1.5	1.5	1.5	2	2	2	12.65	6.12	0	0.25

8/15/2018	Knox	TRUCK DRIAI	O&C	31.37	32.86	1.5	1.5	2	2	12.65	6.12	0	0.25
8/15/2018	Knox	TUCKPOIN' AII	BLD	34.1	35.6	1.5	1.5	2	2	10.35	11.32	0	0.82
8/15/2018	Warren	ASBESTOS AII	BLD	30.14	31.14	1.5	1.5	2	2	8.92	14.66	0	0.8
8/15/2018	Warren	ASBESTOS AII	HWY	29.69	30.44	1.5	1.5	2	2	8.92	14.32	0	0.8
8/15/2018	Warren	ASBESTOS ALL	BLD	22.7	23.7	1.5	1.5	2	2	6.7	5.05	0	0.65
8/15/2018	Warren	BOILERMA AII	BLD	40	43	2	2	2	2	7.07	18.19	0	0.4
8/15/2018	Warren	BRICK MAS AII	BLD	34.1	35.6	1.5	1.5	2	2	10.35	11.32	0	0.82
1/11/2019	Warren	CARPENTE AII	BLD	33.02	35.27	1.5	1.5	2	2	8.55	17.5	0	0.54
4/5/2019	Warren	CARPENTE AII	HWY	35.76	38.01	1.5	1.5	2	2	8.55	17.5	0	0.52
4/5/2019	Warren	CEMENT V AII	ALL	30.02	30.52	1.5	1.5	2	2	6.3	13.95	0	0.6
8/15/2018	Warren	CEMENT V AII	HWY	29.75	31.25	1.5	1.5	2	2	31.25	13.95	0	0.6
8/15/2018	Warren	CERAMIC TAI	BLD	31.78	31.78	1.5	1.5	2	2	10.35	11.32	0	0.8
8/15/2018	Warren	ELECTRIC FAI	ALL	45.09	56.52	1.5	1.5	2	2	7.1	12.62	0	0.45
8/15/2018	Warren	ELECTRIC FAI	ALL	30.81	56.52	1.5	1.5	2	2	6.67	8.62	0	0.31
8/15/2018	Warren	ELECTRIC FAI	ALL	50.11	56.52	1.5	1.5	2	2	7.25	14.03	0	0.5
8/15/2018	Warren	ELECTRIC FAI	ALL	32.32	56.52	1.5	1.5	2	2	6.72	9.05	0	0.32
8/15/2018	Warren	ELECTRIC F AII	BLD	32	34.5	1.5	1.5	2	2	7.35	11.73	0	0.8
8/15/2018	Warren	ELECTRON AII	BLD	28.25	30.25	1.5	1.5	2	2	7.35	12	0	0.4
8/15/2018	Warren	ELEVATOR AII	BLD	44.78	50.38	2	2	2	2	15.43	16.61	3.58	0.61
8/15/2018	Warren	GLAZIER ALL	BLD	29.21	31.25	1.5	1.5	2	2	6.94	8.92	0	0.45
4/5/2019	Warren	HT/FROST AII	BLD	30.41	31.61	1.5	1.5	2	2	6.35	12.8	0	1.1
4/5/2019	Warren	IRON WOR AII	ALL	26.25	28.5	1.5	1.5	2	2	8.13	14.37	0	0.6
4/5/2019	Warren	LABORER AII	BLD	29.14	30.14	1.5	1.5	2	2	8.92	14.66	0	0.8
8/15/2018	Warren	LABORER AII	HWY	28.69		1.5	1.5	2	2	8.2	11.89	3.17	0.8
4/5/2019	Warren	LABORER, AII	BLD	29.14	30.14	1.5	1.5	2	2	8.92	14.66	0	0.8
4/5/2019	Warren	LABORER, AII	HWY	28.69	29.44	1.5	1.5	2	2	8.92	14.32	0	0.8
8/15/2018	Warren	LATHER AII	BLD	33.02	35.27	1.5	1.5	2	2	8.55	17.5	0	0.54
8/15/2018	Warren	MACHINIS' AII	BLD	48.38	50.88	1.5	1.5	2	2	7.23	8.95	1.85	1.47
8/15/2018	Warren	MARBLE FIAII	BLD	31.78	31.78	1.5	1.5	2	2	10.35	11.32	0	0.8
8/15/2018	Warren	MARBLE V AII	BLD	34.02	35.27	1.5	1.5	2	2	10.35	11.32	0	0.82
8/15/2018	Warren	MILLWRIG AII	BLD	32.24	34.49	1.5	1.5	2	2	8.55	18.57	0	0.54
8/15/2018	Warren	MILLWRIG AII	HWY	35.01	37.26	1.5	1.5	2	2	8.55	18.8	0	0.52
8/15/2018	Warren	OPERATING AII	BLD	40.01	43.01	1.5	1.5	2	2	10	19.73	0	3.3
8/15/2018	Warren	OPERATING AII	BLD	37.07	43.01	1.5	1.5	2	2	10	19.73	0	3.3

8/15/2018	Warren OPERATIN' AII	BLD	32.21	43.01	1.5	1.5	2	2	2	10	19.73	0	3.3
4/5/2019	Warren OPERATIN' AII	HWY	40.02	43.02	1.5	1.5	2	2	2	10	19.73	0	3.3
8/15/2018	Warren OPERATIN' AII	HWY	37.08	43.02	1.5	1.5	2	2	2	10	19.73	0	3.3
10/26/2018	Warren OPERATIN' AII	HWY	32.12		1.5	1.5	2	2	2	8.5	6.5	0	3.59
8/15/2018	Warren PAINTER AII	ALL	28.42	29.67	1.5	1.5	1.5	2	2	6.05	8.9	0	0.3
8/15/2018	Warren PAINTER O ALL	ALL	30.42	32.75	1.5	1.5	1.5	1.5	2	5.6	7.15	0	0.52
8/15/2018	Warren PAINTER P ALL	ALL	28.92	31.25	1.5	1.5	1.5	1.5	2	5.6	7.15	0	0.52
8/15/2018	Warren PILEDRIVEI AII	BLD	34.02	36.27	1.5	1.5	2	2	2	8.55	17.5	0	0.54
8/15/2018	Warren PILEDRIVEI AII	HWY	35.76	38.01	1.5	1.5	2	2	2	8.55	17.5	0	0.52
8/15/2018	Warren PIPEFITTEF AII	ALL	39.6	43.56	1.5	1.5	2	2	2	7.05	14.35	0	1.34
8/15/2018	Warren PLASTEREF AII	BLD	29.91	31.16	1.5	1.5	2	2	2	8.65	17.24	0	0.8
4/5/2019	Warren PLUMBER AII	ALL	39.6	43.56	1.5	1.5	2	2	2	7.05	14.35	0	1.34
8/15/2018	Warren ROOFER AII	BLD	28.25	29.5	1.5	1.5	2	2	2	9.44	7.62	0	0.52
4/5/2019	Warren SHEETMET AII	BLD	32.93	35.2	1.5	1.5	2	2	2	7.14	13.91	0	0.7
8/15/2018	Warren SPRINKLER ALL	BLD	37.12	39.87	1.5	1.5	2	2	2	8.42	8.5	0	0.35
8/15/2018	Warren STONE MA AII	BLD	34.1	35.6	1.5	1.5	2	2	2	10.35	11.32	0	0.82
8/15/2018	Warren TERRAZZO AII	BLD	31.78	31.78	1.5	1.5	2	2	2	10.35	11.32	0	0.8
8/15/2018	Warren TERRAZZO AII	BLD	34.02	35.27	1.5	1.5	2	2	2	10.35	11.32	0	0.82
8/15/2018	Warren TILE MASO AII	BLD	34.02	35.27	1.5	1.5	2	2	2	10.35	11.32	0	0.82
8/15/2018	Warren TRUCK DRI AII	ALL	37.06	41.07	1.5	1.5	2	2	2	12.65	6.12	0	0.25
4/5/2019	Warren TRUCK DRI AII	ALL	37.6	41.07	1.5	1.5	2	2	2	12.65	6.12	0	0.25
4/5/2019	Warren TRUCK DRI AII	ALL	37.85	41.07	1.5	1.5	2	2	2	12.65	6.12	0	0.25
4/5/2019	Warren TRUCK DRI AII	ALL	38.2	41.07	1.5	1.5	2	2	2	12.65	6.12	0	0.25
8/15/2018	Warren TRUCK DRI AII	ALL	39.21	41.07	1.5	1.5	2	2	2	12.65	6.12	0	0.25
8/15/2018	Warren TRUCK DRI AII	O&C	29.65	32.86	1.5	1.5	2	2	2	12.65	6.12	0	0.25
8/15/2018	Warren TRUCK DRI AII	O&C	30.08	32.86	1.5	1.5	2	2	2	12.65	6.12	0	0.25
8/15/2018	Warren TRUCK DRI AII	O&C	30.28	32.86	1.5	1.5	2	2	2	12.65	6.12	0	0.25
8/15/2018	Warren TRUCK DRI AII	O&C	30.56	32.86	1.5	1.5	2	2	2	12.65	6.12	0	0.25
8/15/2018	Warren TRUCK DRI AII	O&C	31.37	32.86	1.5	1.5	2	2	2	12.65	6.12	0	0.25
8/15/2018	Warren TUCKPOIN' AII	BLD	34.1	35.6	1.5	1.5	2	2	2	10.35	11.32	0	0.82